

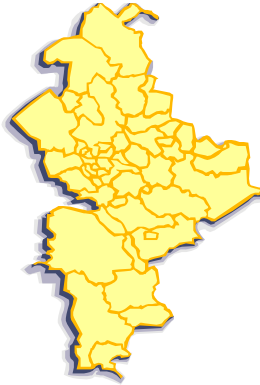
MEXICO

UNIT STUDY for

Co-op 2002



MEXICO UNIT STUDY for Co-op!



This was a unit study with did with our church homeschool coop. We divided into two groups for this study: elementary children and middle/high school children. We met once a week and this class was an hour long. More was expected from the older children.

We made little booklets ahead of time that they filled in each month. That year, all the children took Spanish too.

I used a book called ***Bienvenidos: A Monthly Bilingual/Bicultural Teacher's Resource Guide to Mexico & Hispanic Culture.*** Almost all of the activities and recipes came from this book, as well as many of the "read alouds."

This is not a product.

We are just sharing our own notes to inspire you in your own lesson planning.

We hope this will be a blessing and inspire you to create your own classes and unit studies.

Warmly,
Meredith Curtis & Laura Nolette
Meredith@powerlinecc.com
Laura@powerlinecc.com

SEPTEMBER/ AZTECS:



Overview of year

Fill in Maps of Spanish speaking countries: Spain, South & Central America

Make vocabulary booklets (pg. 23)

Listen to legend of Quetzalcoatl

Copy down early history of Mexico

Listen to The Toltecs & History of the Aztecs (read aloud)

Make Pyramid Silhouettes (p.46; supplies: paint, black construction paper)

Listen to Hernando Cortes (read aloud)

Make Silver necklace (p.47; supplies: cardboard, foil, yarn)

Listen to Aztec Calendar (read aloud)

Make own personal hieroglyphic calendar (p.43)

Listen to Aztec Writing (read aloud)

Make your own set of "Hieroglyphics" to send messages.



OCTOBER/ NEW SPAIN, INDEPENDENCE, LEGENDS

Make vocabulary booklets pg. 51

Listen to New Spain History (read aloud)

Read Maria and Carlos of Spain (read aloud)

Make Construction Paper flag of Mexico (supplies: red & green construction paper)

Make vocabulary booklets pg. 55 & 58

Listen to Independence (read aloud)

Children read aloud Mexican poetry pg.63

Complete Traditional Dress-up

Listen to "Day of All the Saints" & "All the Dead" & "Don Juan"

Make Cactus pg. 102 (supplies: green construction paper, Styrofoam cups, tissue & yarn)

Copy "Nopal Mexicano" poem p. 104 Illustrate

Serve Nopales

Read Manuel of Mexico (read aloud)

Look at pictures of Mexican landscape



NOVEMBER/ FLOWERS, ART, & FOOD

Make vocabulary booklets pg.91

Read Los Flores (read aloud)

Make Paper Flowers (pg. 97; supplies: crepe & tissue paper)

Make Coffee Filter flowers (pg. 98; supplies: food color, coffee filters)

Make Hot Dish Holder (pg. 200; supplies: popsicle sticks, needles, elastic thread beads)

Make Molasses (pg. 121; supplies: patterns B & C, 3 different colors paper or wrapping paper)

Make Angel (pg.135; supplies: angel cut-outs, face photos)

Discuss

Foods found in the New World: Corn, Chocolate, Tomatoes, Sugar, Cinnamon, Turkey,

Make Salsa (pg. 174)

Make Edible Turkey (pg. 103)



DECEMBER: NAVIDAD

Make vocabulary booklets (pg.109)

Read the History of Piñatas (pg.167)

Make Christmas Tree Piñata (pg.138; supplies: poster board, green crepe paper, candy, glitter, ornaments)

Read Pedro's Christmas Flower (pg. 125)

Make Luminaries (pg.137; supplies: small paper bags, sand, votive candles & holders, paint)

Make Mexican Hot Chocolate (pg. 140)

Make Bunuelos, Churros, Empanadas, & Sopapillas (pg. 139-144)



JANUARY: CLOTHING, SPORTS

Make vocabulary booklets (pg. 153)

Listen to national Costumes (pg. 149) (read aloud)

Sing Cantos

Make paper dolls and dress (pg. 150-152)

Play Toro/Toro (pg. 159)

Make Sombreros (pg. 155; supplies: butcher paper, newspaper, wheat paste, string)

Make Haraches (pg. 157; supplies: cardboard, handi-wipes, stapler)

Make Rebozo (pg. 156; supplies: 36" square fabric, fabric paint, fabric scissors)

Listen to Desportes (sports) (pg. 210) (read aloud)

Make Vocabulary booklets (pg. 211)

Listen to Bullfighting, & Baseball (read aloud)

Read Ferdinand (read aloud)



FEBRUARY: HOLIDAYS, CELEBRATIONS & FOOD

Make vocabulary booklets (pg. 273)

Listen to holidays (pg. 274—279) (read aloud)

Listen to “History of Cinco De Mayo” & “Pancho Villa” (pg. 244) (read aloud)

Listen to Fiestas (pg. 164)

Make Piñatas (pg. 170)

Make Vocabulary booklets (pg. 163)

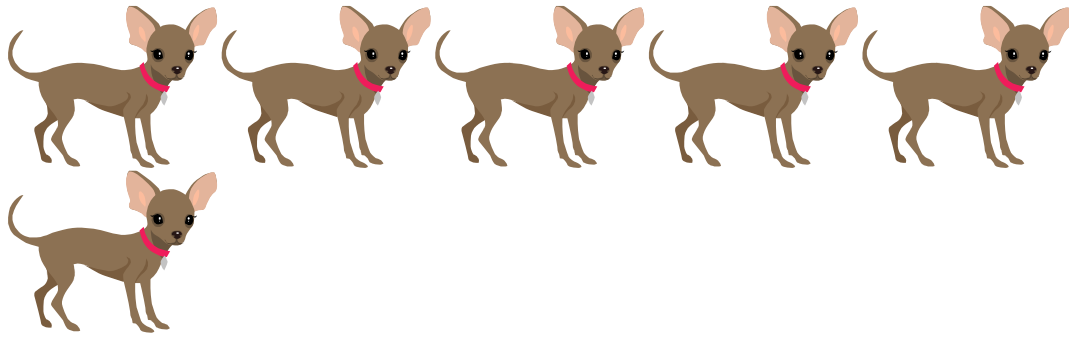
Make Tacos, Enchiladas, Sopa Seca, Frijoles, & Azzoz Con Leche (pg. 173—184)

Make Vocabulary booklets (pg. 225)

Listen to “Maya History” & “Yucatan P. & Mayan Monuments” (pg. 226)

Listen to Mayan Math (pg. 237)

Do Mayan Arithmetic & Maya Dig Activities (pg. 239)



Bienvenidos: A Monthly Bilingual/Bicultural Teacher's Resource Guide to Mexico & Hispanic Culture by Cynthia Downs & Terry Becker; T.S. Denison and Company, Inc., Minneapolis, Minnesota 55431; 1991.

We hope you enjoyed these “Good Old Days” lesson plans that we used to homeschool our children years ago. They are compliments of Powerline Productions.

Our Websites



powerlineprod.com/
meredithcurtis.com/
joyfulandsuccessfulhomeschooling.com/
jshomeschooling.com/
finishwellcon.com/

Print Books Available @ amazon.com/ (look up Books by Title)

E-books Available at powerlineprod.com/
curreclick.com/browse/pub/247/Powerline-Productions


Contact Us: Laura@powerlinecc.com & Meredith@powerlinecc.com &
PastorMike@powerlinecc.com

Please Like Us on Facebook:

facebook.com/PowerlineProductionsInc/

We offer Unit Studies, Cookbooks, History Celebrations, One-Credit High School Courses, How-to-Homeschool Books, and Other Resources to Help You Be a World Changer & Raise World Changers.

Resources available at PowerlineProd.com:



Teach History the Fun Way



High School Courses

