

USA History

with Nolettes

2004



This unit study was created in 2004 for to American History with the Nolette family on our history day.
Once a week we got together to study history with another family.

This is not a product.

We are just sharing our own notes to inspire you in your own lesson planning.

We did a lot of reading aloud with the children often taking turns reading aloud. We also did a lot of fun projects including art, crafts, cooking, sewing, creating radio shows, singing, writing poems, and watching movies. We had a blast together!

We hope this will be a blessing and inspire you to create your own classes and unit studies.


Warmly,
Meredith Curtis & Laura Nolette
Meredith@powerlinecc.com
Laura@powerlinecc.com



USA History 2004



Katie Beth was doing her own high school course independently. The Nolette family and our family got together once a week and did history for a whole day. We read aloud and enjoyed hands-on fun. Sometimes we watched a movie. Here is what we did that year.



Native Americans

Sept. wk 1

Read aloud Indian stories

Each lamb read one story aloud and then share with the group: name, tribe, etc. with others.


Read *History for Little Pilgrims* chapter 8 aloud.

Read Aloud *Indian America: A Geography of North American Indians*.

Read *The Lily of the Mohawks* from *Heroes of God IV* pg. 57

Watch Movie: *Last of the Mohicans*

Activity: Apache Scroll or Navajo Sand painting (Pioneer Days p.)
or make model village.



Explorers

Sept. wk 2

Read Land Ho! Card.

Our American Heritage p. 3-17 (Christopher Columbus)

Color *Columbus Coloring Book* pages and then display and read aloud.

History for Little Pilgrims p. 66-73; chapter 9

Florida share about Ponce de Leon and St. Augustine

Show newspaper map of Columbus' voyages.

On World map, label Columbus' voyages and Ponce de Leon's voyages.

Lesson from History pg. 19 Boat in bath tub. Try loads on it. Let it float through a storm. Discuss.



Jamestown

Sept. wk 3 *Our American Heritage* p. 19-31 (Captain John Smith)

Read *US History Cookbook* pages 15-23.

Make collage with foods found in America: (chocolate, vanilla, sugar, corn, potatoes, etc.)

Start *Pilgrim Stories* first chapters.

Cook the ultimate roasted turkey breast (USHC p. 21) and succotash (AHC pg. 522) and Bake pumpkin pie and cranberry bread.



Pilgrims

Sept. wk 4

Our American Heritage p. 33-39 (Pocohantas)

Read *Samuel Eaton's Day* and *Sarah Morton's Day*

aloud.

Map: Draw sea routes on world map. Put Jamestown and Plymouth on world map.

Read *Pilgrims Stories*

Oct. wk 1


Our American Heritage p. 41-53 (Miles Standish)

Read *Three Young Pilgrims*

Finish *Pilgrim Stories*

Plant corn seeds with sardines

Write a letter from a pilgrim to home in England.



Colonial America

Oct. wk 2

Our American Heritage (Squanto)

Read *Keep the Lights Burning, Abby* aloud.

Read *Kids Discover: Colonial America* aloud.

Start braided rug.

Play *Made for Trade*

Color *Colonial Trades Coloring Book*

Make quill pen and ink from berries. Make “old paper” with tear and tearing.

Papyrotamia---paper cut-outs.

Oct. wk 3

Our American Heritage pg.73-81 (William Penn) or

William Penn from *Explorers for God III* aloud

Role play William Penn making treaty with the Indians.

Videotape.

Read *Jean Baptist Du Sable* from *Explorers for God III* pg.81

Talk about founding of each colony. Fill in an historical map of 13 colonies.

Fill in modern USA map. Sing states and capitals song.

Read *Finding Providence: Roger Williams* aloud

Work on braided rug.

Play *Made for Trade*.

Bake gingersnaps.

Eat chicken pot pies for lunch

Play “skin the cat:”, “stool ball”, and “I sent a letter to my lady.”

Oct. wk 4

Our American Heritage pg. 83-95 (Ben Franklin)

Look at *Poor Richard's Almanak*.

Act out Ben Franklin discovering electricity. Videotape.

Discuss French and Indian war. Discuss Salem witch trials.

Fill in modern USA map. Sing states and capitals song.

Read *US History Cookbook* pg. 25-34

Make powder horn and pouch. Make a three-cornered hat.

Watch Movie: *The Crucible*
Color pages and braid rug while watching movie.
Make clam chowder (AHC pg. 43), baked beans (pg. 527) and boston brown bread (pg.433).

Oct. wk 5 Read *If You Lived in Williamsburg in Colonial Times* aloud.

History for Little Pilgrims chpt. 10

Read *Little Lost Kitten* and *Bugle, A Puppy in Old*

Yorktown aloud.

Fill in modern USA map. Sing states and capitals song.
Discuss The Great Awakening, Wesley, Jonathan Edward, and David Brainard.

Discuss Methodism (societies) and how we use them today.

Act out open-air preaching. Videotape.

Bake snickerdoodles.

Work on braided rug.



Revolutionary War

Nov. wk 1 *Our American Heritage* p. 97-111 (George Washington)

Look at pictures in *Life and Times of George Washington*

Read *If You Lived in the time of George Washington* aloud.

Make Chicken Pot Pie.

Work on braided rug.

Work on *Liberty Kids* Cd-rom

Hands on History: vocab words-large group poster, Cause and Effect Title page, French and Indian War Lockbook, Proclamation of 1763, and Q & A Flip Book (Taxes).

Bake Martha Washington's Great Cake (AHC pg. 602) and Cherry Pie (pg. 586)

Nov. wk 2 *Our American Heritage* p.113-125 (Thomas Jefferson)

Read *Declaration of Independence*.

Read *Where was Patrick Henry on the 29th of May* aloud

Zack gives Patrick Henry's *Give Me Liberty or Give me Death* speech.


Look at Patrick Henry mini page.

Look at Declaration of Independence
Copy Declaration of Independence on “old paper” made in November
Act out the Boston Tea party. Videotape.
Work on *Liberty Kids* Cd-rom
Hands on History Boston Massacre Time Line Flag, Gravestone for
Crispus Attucks, Boston Tea Party Steps book, and Contrast First
Continental Congress and now.
Make Jefferson’s Minted Peas (AHC pg. 514)
Watch video: *Freedom Is*

Nov. wk 3 Read *Sybil Rides for Independence* aloud.
 Read *Sam the Minuteman* aloud.
Look at Revolutionary War transparencies.
Work on *Liberty Kids* Cd-rom
Wear three-cornered hats, gunpowder horn and pouch. Try Benedict
Arnold’s Secret Code, discuss Continental army classifications and “Get
ready in a minute.”
Hands on History Mini book of Paul Revere’s Ride, Time Line of
Lexington and Concord, Letter from Second Continental Congress.
Act out Paul Revere’s Ride. Videotape.
Play Secret Mission game.

Nov. wk 4 Discuss Articles of Confederation vs. Constitution.
 Read *The Constitution of the United States of America*.
Look at Bill of Rights
Read *If You Were There When They Signed the Constitution*
Read *Betsy Ross* aloud.
Julianna gives George Washington’s farewell address.
Read *I Pledge Allegiance* aloud.
Work on *Liberty Kids* Cd-rom
Hands on History: Guide to Bunker Hill, Declaration of
Independence Quiz panels, Mil Matchbooks, and Circlebooks.

Western Expansion/Early 1800s



Dec. wk 1 Lewis and Clark. Read *How We Crossed the West: The Adventures of Lewis and Clark* aloud.

History for Little Pilgrims chapter 11

US History Cookbook pg. 35-45

Read *The Lewis and Clark Exhibition* aloud and do: Land Survey, Using a Compass, Dead Reckoning, Mandan Earth Lodge, “Carve a canoe” using heavy pound cake baked in loaf pans and from ivory soap, Sign Language, Bull Boat.

Draw their travel route on a landform map.

Read *Sacagawea* from *Explorers for God III* pg. 89

Pioneer Days workbook pages.

Watch movie: *Almost Heroes*

Dec. wk 2 *Our American Heritage* pg.127-139 (Daniel Boone)

Read *Hurrah! We’re Outward Bound*

Read *Anne Judson* from *Heroes of God IV* pg. 97

Read *US History Cookbook* pg. 47-57

Discuss the Alamo. Act it out. Videotape.

Draw a map of Texas. (Drawing: lighting and shading)

Fill in a state map and put all the dates of when each state was granted statehood. Sing states and capitals song.

Pioneer Days workbook pages

Work on *Liberty Kids* Cd-rom

Cook Cornbread (AHC pg. 449) and Chili

Watch Video: *Daniel Boone*

Dec. wk 3 *Our American Heritage* p.141-149 (Noah Webster)

Look at Webster’s Dictionary (then and now) and some of his school books.

Look at *A New Nation is Born* transparencies.

Read Star Spangled Banner card and sing song.

Discuss War of 1812

Read “The Big Cheese” article

Read *Paul Bunyan*

Read *Peter Cartwright* from *Heroes for God IV* pg.81

Davy Crockett?

Pioneer Days workbook pages
Read *Johnny Appleseed* and make apple butter (other *Pioneer Days* p.59 or AHC pg. 556) and dried apple rings (US History Cookbook pg. 32)
Watch Video: *Paul Bunyan*

Dec. wk 4 Florida History update. California Gold rush. Andrew Jackson.

Read *Sightseers: California Gold Rush* aloud.

Read *US History Cookbook* pg. 59-67

Pioneer Days workbook pages

“Pan for Gold”

Art: Christmas art project or wire jewelry or polymer jewelry.



Civil War

Jan. wk 1 *Our American Heritage* pg.161-171 (Robert E. Lee)

Sing: *Dixie*, *Battle Hymn of the Republic*, *Pick a Bale O' Cotton*,
Cootn Needs Pickin, *Shuckin of the Corn*

History for Little Pilgrims chapter 12

Read *Daily Life on a Southern Plantation*

Fill in modern USA map. Sing states and capitals song.

Create coded messages.

Learn flag signals and routines (prepare dance for church)

Read *US History Cookbook* pg. 69-78

Bake General Robert E Lee Cake (AHC pg. 592) and cook ambrosia (pg. 565), ham with red eye gravy (pg. 505), grits, hot biscuits, plantation green beans (pg. 516).

Watch Movie: *Gone with the Wind*

Jan. wk 2 *Our American Heritage* pg. 173-183 (Abe Lincoln)

Read *If You Lived at the Time of the Civil War*

Send morse code messages

Advertise for underground railroad (poster art)

Play with paper dolls (*American family of the Civil War*). Make up a story and videotape.

Watch video: *The Great Man's Whiskers*

Jan. wk 3 *Our American Heritage* pg. 185-193 (Clara Barton)

Talk about patient with wound in his stomach.

Read *Sojourner Truth* from *Heroes for God IV* pg. 89

Read *Dorthea Lynde Dix* from *Heroes for God IV* pg. 97

Build a stretcher.

Bandage one another.

Bake Parker House Rolls (pg. 438)

Watch movie: *Gods and Generals*

Jan. wk 4 *Our American Heritage* pg. 205-211 (Louisa May Alcott)

Bake Apple Slump (p.565) Louisa named her house after this yummy desert.

Fill in modern USA map. Sing states and capitals song.

Read *Pioneer Days* page 1-30 Make Johnnycakes, Knots and Patchwork pictures.

Read *Pioneer Days* p. 31-56 Play marbles, make woven mat, make homemade soda pop

Watch video: *Little Women*



Wild, Wild West

Feb. wk1 *Our American Heritage* page. 239-245 (Laura Ingalls Wilder)

Look at *The Pioneers* pictures.

Read *Pioneer Days* pg.57-80. Make cornhusk dolls, magic wallet, and roasted pumpkin seeds.

Woven dolls (Laura find directions)

Bake blueberry muffins (AHC pg. 446).

Watch video: *Little House....*

Feb. wk 2 Read *If You Traveled West in a Covered Wagon*

Look at *A New Birth of Freedom* transparencies.

Read “Levi’s Dilemma” article.

Read *Pioneer Days* p. 81-106. Play checkers, Make silhouette pictures, Stencil, Seminole patchwork, and beanbag target.

Bake bread and strawberry shortcake (AHC pg. 564). Make strawberry jam and churn butter.

Watch Movie: *Tom Sawyer*

Feb. wk 3 Read *Buffalo Bill and the Pony Express* aloud
Look at *Cowboy* and *Children of the Wild West* pictures.
Read *Wild West Days* pg. 1-56. Design a brand, sourdough starter,
flapjacks, measuring distance, pinwheels and pioneer cap.
“Brand” cattle. (Can Lew help with woodburning?)
Eat chuck wagon beans.
Wear neckerchiefs and cowboy hats--sit over a campfire and sing
cowboy songs.
Sing: *The Old Chisholm Trail, Good-bye Old Paint, Git along Lil
Doggies, My Home’s in Montana, Old Texas.*
Watch movie: *Seven Brides for Seven Brothers* or a John Wayne
Movie (Color USA postage stamp pictures during movie)

Feb. wk 4 Read Gold Spike card.
Read *The Railroad* aloud.
Read *US History Cookbook* pg. 79-87
Read *Wild West Days* pg. 57-106. Woven basket, knot know-how,
bead necklace and straw star.
Read “The Meeting of the Rails” article.
Read *The Golden Spike* aloud.
Make chop suey, apple pie and coconut pudding (US History
Cookbook)
Sing: *I’ve Been Workin on the Railroad, John Henry, Drill, Ye Tarrier,
Paddy Works on the Railway*
Eat beef jerky and fruit leather for lunch.
Watch movie: *Shanghi Noon* or *Calamity Jane*

Victorian Times



March wk 1 *Our American Heritage* pg. 213-25 (Booker T Washington)

Look at *Daily Life in a Victorian House*

Color a Victorian picture.

Design calling cards.

Make a cameo.

Make homemade ice cream (AHC pg. 574-575)

Watch movie:

March wk 2 *Our American Heritage* pg.227-237 (George Washington Carver).

Read “The Man Behind the Statue of Liberty” article.

Read “From Sea to Shining Sea” article and sing *America, the Beautiful*.

Fill in modern USA map. Sing states and capitals song.

Girls stitch a sampler and boys ?

Pressed flower bookmark (Samantha’s Craft book pg. 36)

Read Poetry by Walt Whitman

Watch video: *Pollyanna*

March wk 3 Read *Helen Keller and the Big Storm* aloud
Look at *America in the Gilded Age* transparencies.
Fill in modern USA map. Sing states and capitals song.
Read *US History Cookbook* pg. 89-95.
Read *Samantha’s Cookbook* pg. 1-3, 6-7, 16-17, 30-31, 42-44
Prepare tea foods and have a Victorian Tea.
Make Jelly tart cookies (*Anne of Green Gables Treasury* page 71)
Bake Lemon/poppy seed muffins or tea bread (pg.93) and make root beer floats.



Early 1900s

March wk 4

Read Age of Edison card. Look at Inventions poster.

Read *Kids Discover: Titanic*

Read “Mini page: Kids at the turn of the century”

Look at *Sears 1908 Catalog* and “Look Who’s One Hundred Years Old in 1986” article.

Read Who Said That? Card.

Teddy Roosevelt. Read *The One Bad Thing about Father*

Paper Airplanes

Make fancy fan (pg. 8) and Glass paperweight (pg. 10) in *Samantha’s Craft Book*.

Watch video: *Peanuts: The Great Inventors*



World War I

April wk 1

Talk about WWI. Read _____ aloud.

Talk about immigration. Read *Dreaming about America: an Ellis Island Story* aloud.

History for Little Pilgrims chapter 13

US History Cookbook pg. 96-97. Make noodle koogle.


Talk about plastic.

Plastic shrinkie dinks.

Make paper snowflakes from paper plates (pg. 22) and Candy crystals (p. 23) and silhouettes (pg. 24) from *Samantha’s Craft Book*.

Watch movie: *Sergeant York*

Roaring Twenties/The Great Depression



April wk 2

Read *Kids Discover: The Roaring Twenties*

Write a two word poem.

Fill in modern USA map. Sing states and capitals song.

Read *US History Cookbook* pg. 99-107. Make Caesar salad and citrus sundae and bread pudding.

April wk 3

Read excerpts from *We Had Everything but Money*

Read *US History Cookbook* chapter 10.

Make barley soup, macaroni and cheese and depression cake.

Fill in modern USA map. Sing states and capitals song.

Watch movie: *The Waltons* or *The Sting*



World War II

April wk 4

Read *The Yellow Star*

Read *Kids Discover: WWII*

Sing: *When Johnny Comes marching Home*, *Goober Peas*, *The Caisons*, *Marine's Hymn*, *Anchors Aweigh*

Write a Sanryu and Diamante poem.

Make a periscope. Reconnaissance. Code breaking.

Make a ration.

Read *US History Cookbook* chapter 11.

Make sloppy joes

Watch video: *The Sound of Music*

May wk 1


Read excerpts from *We Pulled Together and Won*

Read "The Longest Day" article from Focus on the Family.

Write a Scripture poem

Read *Square Meals* "Victory Dinner" section pg. 198-245. Make dried chipped beef on toast, tuna noodle casserole, a war ration cake, jello

salad, and victory garden vegetable tray with onion soup mix dip.
Watch movies: *The Hiding Place* and *Operation Petticoat*



The Forties, Fifties and Sixties

May wk 2

Look at *This Fabulous Century: 1950-1960*

Field Trip to 50s and 60s.

Read *US History Cookbook* pg. 129-139. Make your own TV dinners.

Read *Square Meals* "The Cuisine of Suburbia" pg. 253-319. Make hamburgers, French fries, cherry cokes and malted milk shakes diner style.

Watch movie: *Grease* or *MASH* reruns or *I Love Lucy*



1970-2004

May wk 3

Field Trip to 70s and 80s and 90s.

History for Little Pilgrims chapter 14

Read "Creating a Cooler Condition" newspaper article.

US History Cookbook pg. 141-151. Make granola and zucchini bread, quiche and green beans amandine.

Color stamp picture.

Write a sense poem.

Watch movie: *13 Days* or *All the President's Men* or *Dr. Strangelove*

May wk 4

Look at *The Best of LIFE*

Talk about Ronald Reagan

US History Cookbook pg.153-162

Create a stamp for historical event in this time period.

Braided friendship bracelets.

Watch movie: *Hunt for Red October*

May Wk 5

Presidents posters and info. Chief justices poster.

Complete famous American biography.

We hope you enjoyed these “Good Old Days” lesson plans that we used to homeschool our children years ago. They are compliments of Powerline Productions.

Our Websites

powerlineprod.com/
meredithcurtis.com/
joyfulandsuccessfulhomeschooling.com/
jshomeschooling.com/
finishwellcon.com/



Print Books Available @ amazon.com/ (look up Books by Title)

E-books Available at powerlineprod.com/
curreclick.com/browse/pub/247/Powerline-Productions


Contact Us: Laura@powerlinecc.com & Meredith@powerlinecc.com &
PastorMike@powerlinecc.com

Please Like Us on Facebook:














facebook.com/PowerlineProductionsInc/

We offer Unit Studies, Cookbooks, History Celebrations, One-Credit High School Courses, How-to-Homeschool Books, and Other Resources to Help You Be a World Changer & Raise World Changers.

Resources available at PowerlineProd.com:



Teach History the Fun Way



High School Courses

